


Axial Fans

Bayley

Direct Drive Tubeaxial



Model DTM

Sizes 15" - 36" 215T Max.

Model DTL

Sizes 15" - 36" 215T Max.

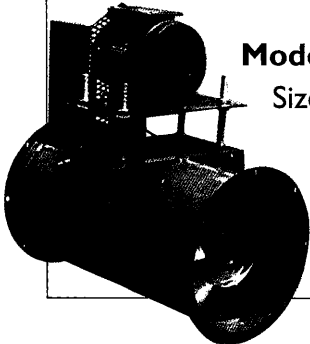
5-Day Availability

TEFC Motor
Standard Access Door
Spiral Guards
Companion Flange
Nema 1 Junction Box

10-Day Availability

Air-Dry Heresite
Air-Dry Epoxy
Nema 4 Junction Box

Belt Drive Tubeaxial



Model BTM

Sizes 12" - 36" 215T Max.

Model BTL

Sizes 18" - 36" 215T Max.


5-Day Availability

Std Motor & Drive
Standard Access Door
Spiral Guards
Companion Flange
Weather Cover
Belt Guard

10-Day Availability

Air-Dry Heresite
Air-Dry Epoxy
Mounting Feet
Isolators
Disconnect Switch
(Unmounted)

Belt Drive Vaneaxial



Model BVL

Sizes 12" - 36" 215T Max.

AMCA Certified Performance


5-Day Availability

Std Motor & Drive
Standard Access Door
Spiral Guards
Companion Flange
Weather Cover
Belt Guard

10-Day Availability

Air-Dry Heresite
Air-Dry Epoxy
Mounting Feet
Isolators
Disconnect Switch
(Unmounted)

Direct Drive Panel Fans



Model DPL

Sizes 18" - 27" 145T Max.

Sizes 30" - 48" 215T Max.

5-Day Availability


TEFC Motor
#2 Front Guard
Automatic Shutter

10-Day Availability

Air-Dry Heresite
Air-Dry Epoxy
#4 Rear Guard
Disconnect Switch
(Unmounted)

Axial Fans *(continued)*

Belt Drive Panel Fan



Model BPL
 Sizes 18" - 27" 145T Max.
 Sizes 30" - 48" 215T Max.

Model MBP
 Sizes 18" - 27" 145T Max.
 Sizes 30" - 48" 215T Max.

5-Day Availability


Std Motor & Drive
 #2 Front Guards
 Automatic Shutter

10-Day Availability

Air-Dry Heresite
 Air-Dry Epoxy
 #4 Rear Guard


Disconnect Switch
 (Unmounted)

Mancoolers



Model MCL


Model MBL
 Sizes 15" - 36"
 184T Max.



5-Day Availability

TEFC Motor
 Wheels

Low Silhouette Upblast PRV



Model SLD Direct Drive
 Sizes 18" - 30" 184T Max.
 Sizes 32" - 36" 215T Max.


Model SLB Belt Drive
 Sizes 18" - 48" 215T Max.

10-Day Availability

Std Motor & Drive

Nema 3R Disconnect
 (Mtd/Wired)

Belt Drive Upblast PRV



Model STB Arr. 9
 Sizes 18" - 48"

3 Propellers Options
 091 Aluminum
 097 Steel Slow Speed
 098 Cast Aluminum

5-Day Availability

TEFC Motor & Drive
 Standard Access Door
 Spiral Guards
 Companion Flange

10-Day Availability


Nema 3R Switch
 (Mtd/Wired)

Aluminum Dampers

Axial Fans *(continued)*

Belt Drive Hooded PRV

Model HVB Arr. 10
 Sizes 24" - 36"



2 Propellers Options

091 Aluminum
 097 Steel Slow Speed

Supply or Exhaust
 Configurations

10-Day Availability


Standard Motor &
 Drive Birdscreen

Nema 3R Switch
 (Mtd/Wired)

Industrial Exhausters

Model EX-GP

Sizes 87 - 261
 General Purpose Wheel



15,000 FPM Tip Speed
 Arr. 1, 9R or 10

CW or CCW

10-Day Availability

Std Motor & Drive
 Weather Cover
 (Arr. 10 only)
 Belt Guard
 Outlet Flange


Inlet Flange
 Std Access Door
 Drain
 Air-Dry Heresite
 Air-Dry Epoxy

Centrifugals

Belt Drive Vent Set

Model BI

Backward Inclined Wheel
 CW or CCW



AMCA Certified Air
 Performance

5-Day Availability


Sizes 90-270
 Std Motor & Drive
 Weather Cover
 Belt Guard
 Outlet Flange
 Cooling Wheel
 Backdraft Damper
 Isolation Kit
 Std Access Door
 Drain

10-Day Availability

Sizes 300-365
 Teflon Shaft Seal
 Inlet Flange
 Inlet Screen
 Outlet Screen
 AMCA "B"
 (90-245 Only)

Centrifugals

Belt Drive Utility Set



Model FCV

Forward Curved Wheel
CW or CCW

AMCA Certified Air
Performance

5-Day Availability


Sizes 90-150
Std Motor & Drive
Weather Cover
Belt Guard
Outlet Flange
Isolation Kit
Backdraft Damper
Std Access Door
Drain

10-Day Availability

Sizes 182-245
Teflon Shaft Seal
Inlet Flange
Inlet Screen
Outlet Screen

AMCA "C"

Free Standing Centrifugals



Model BIC

Sizes 122-365
Backward Inclined Wheel

AMCA Certified Air
Performance


10-Day Availability

Class I
Construction
Arr. 1, 9 or 10
CW or CCW

AMCA "B"
(90-245 Only)

Std Motor & Drive
Weather Cover (Arr. 10 only)
Belt Guard
Outlet Flange
Inlet Flange
Std Access Door
Drain
Air-Dry Heresite
Air-Dry Epoxy

Tubular Centrifugal



Model SL

Backward Inclined Wheel
Sizes 90-245
Class I Construction


AMCA Certified
Air Performance

AMCA "B"
(90-245 Only)

10-Day Availability

Std Motor & Drive
Weather Cover
Belt Guard
Outlet Flange
Inlet Flange
Std Access Door
Drain
Air-Dry Heresite
Air-Dry Epoxy

Roof Mounted Fume Exhaust



Model FH/FHL

Class I Construction

Available in 4
Popular Sizes
105-60
122-70
150-13
182-19







10-Day Availability

Std Motor & Drive
Std Access Door
Drain
Air-Dry Heresite
Air-Dry Epoxy
AMCA "B"

List of the Howden Fan Groups

We service and supply replacement fans and parts originally manufactured by:

- American Blower
- American Davidson
- American Standard
- Buffalo Forge
- Canadian Blower & Forge
- Green
- Howden Brown Boveri
- Howden Canada
- Howden Parsons
- James Howden
- Joy
- KKK
- Novenco
- Novenco Canada
- SMC
- Sheldon
- Sirocco
- Stork
- Sturtevant
- Taurus
- Uranus
- VSH
- Variax
- Westinghouse



Supporting Products

- Gyrol Fluid Drives
- Sturtevant Bearings
- Air Heaters
- HVAC Products
- American Standard Compressors
- Precipitron Parts
- CB&F Pumps

We repair and provide replacement parts for utility fans, industrial fans and commercial fans originally manufactured by 25 different companies.

To support these efforts we also offer performance testing, vibration analysis, turnkey options, field supervision, maintenance contracts and system analysis.

Call Thompson Hill for authentic replacement parts and original specifications. Plus we offer the technical expertise and responsive approach you depend on to put your system back in operation as quickly and affordably as possible.

Call us for your fan replacement parts for:

- Shafts • Bearings • Housings

Bayley 